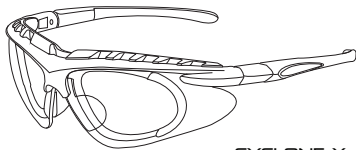


SWORKE®

PUSH YOUR LIMIT
SPORT SAFETY SUNGLASS



CYCLONE-X
SWK3003

USER INSTRUCTIONS

FEATURES

For uncompromised eye protection and style, choose only **SWORKE® Active**.



99.9% UV Protection
protects your eyes



Prescription Insert frame
for individuals who need corrective lens



ANSI Z87.1 Standards
impact-rated



Interchangeable Lens
for different applications



Adjustable Inclination
for universal fit



Scratch-Resistant
hard coat withstands wear and tear



Anti-Slip Skull Grip
for secure and comfort fit



Browguard
shields your eyes against debris and cushions impact



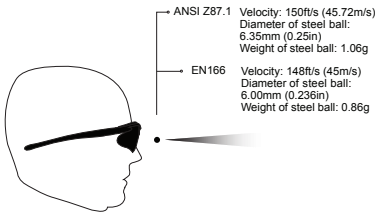
Air Vents for Aeration
provide maximum comfort



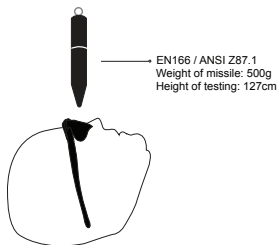
Anti-Fog Coating*
for optimum clarity

*For selected lens(es) only

HIGH VELOCITY IMPACT TEST

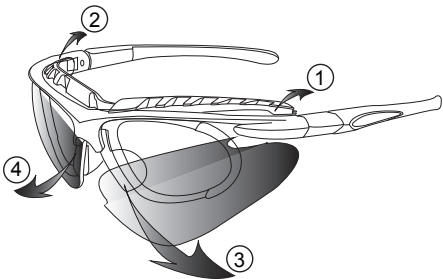


HIGH MASS IMPACT TEST



LENS REMOVAL

- ① Gently pull out one end of browguard
- ② Gently pull out other end of browguard
- ③ Firmly grip the lens, and with an outward and downward motion, pull out the inner end of the lens (closest to the nose pads)
- ④ Repeat step 3 to other lens
- ⑤ Gently pull aside to separate prescription insert from browguard



NOTE

Owing to the impact rating of the eyewear, the lenses may require a little effort to remove. The lenses are meant to fit tightly into the frame. So that any strong impact will not cause the lens(es) to separate from the frame.

LENS INSERTION

- ① Firmly grip the hinge of the frame, slot in the outer end of the lens into the hinge slot
- ② Slot in the inner end of the lens into the nose-pad slot. Squeeze the lens and the frame together until you feel a click. Repeat step 1 and 2 to other lens
- ③ Align browguard to center guide hole
- ④ Gently push in one end of browguard
- ⑤ Gently push in other end of browguard

