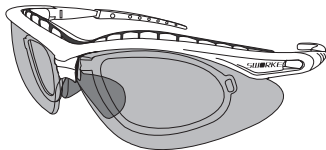


# SWORKE®

## PUSH YOUR LIMIT

### SPORT SAFETY SUNGLASS



OPTIMUS  
SWK207

#### USER INSTRUCTIONS

## FEATURES

For uncompromised eye protection and style, choose only **SWORKE® Active**.



**99.9% UV Protection**  
protects your eyes



**Prescription Insert frame**  
for individuals who need corrective lens



**ANSI Z87.1 Standards**  
impact-rated



**Interchangeable Lens**  
for different applications



**Scratch-Resistant**  
hard coat withstands wear and tear



**Browguard**  
shields your eyes against debris and cushions impact



**Anti-Slip Skull Grip**  
for secure and comfort fit



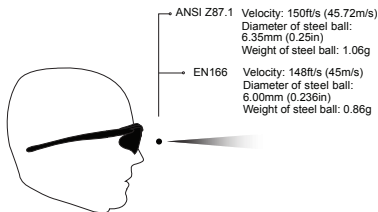
**Anti-Fog Coating\***  
for optimum clarity



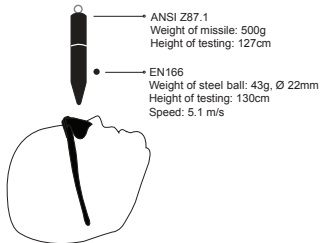
**Air Vents for Aeration**  
provide maximum comfort

\*For selected lens(es) only

## HIGH VELOCITY IMPACT TEST

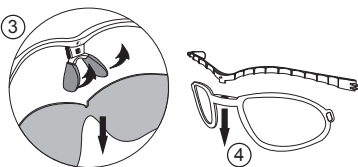
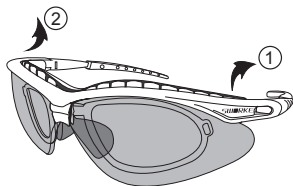


## HIGH MASS IMPACT TEST



## LENS REMOVAL

- ① Gently pull out one end of browguard
- ② Gently pull out other end of browguard
- ③ Gently lift up nose pads, grip lens firmly and pull downwards to remove lens from frame
- ④ Gently pull aside to separate prescription insert from browguard



### NOTE

Owing to the impact rating of the eyewear, the lenses may require a little effort to remove. The lenses are meant to fit tightly into the frame. So that any strong impact will not cause the lens(es) to separate from the frame.

## LENS INSERTION

- ① Firmly grip the frame, and slot in one end of lens
- ② Slot in other end of lens
- ③ Squeeze the lens and the frame together until you feel a click.
- ④ Align browguard to center guide hole
- ⑤ Gently push in one end of browguard
- ⑥ Gently push in other end of browguard

